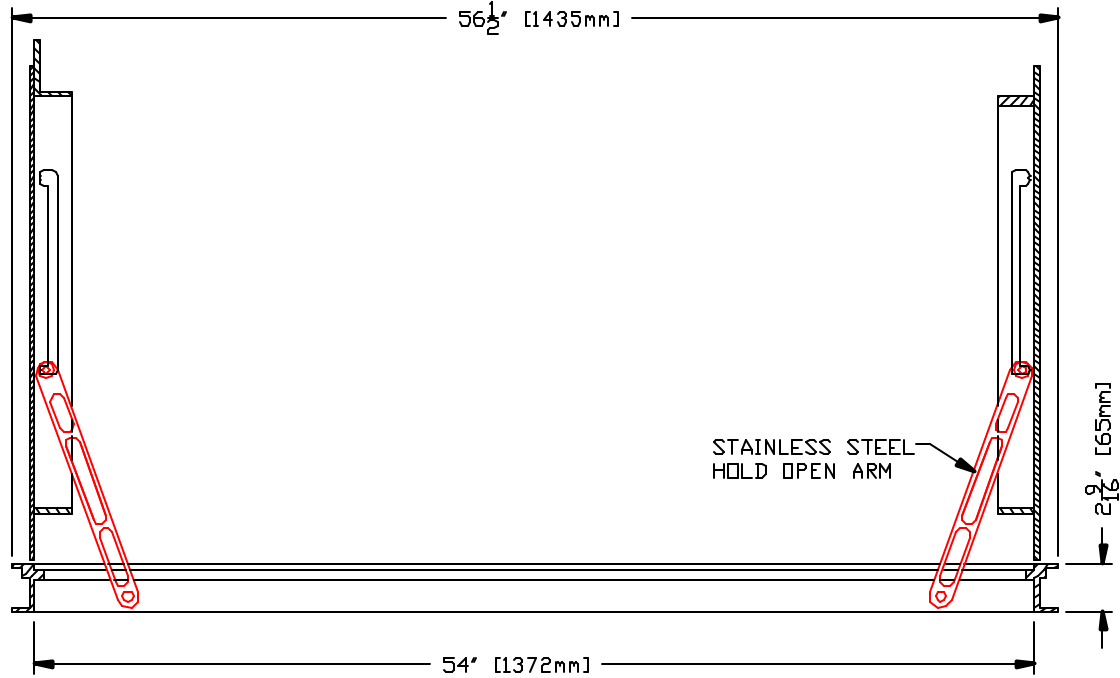
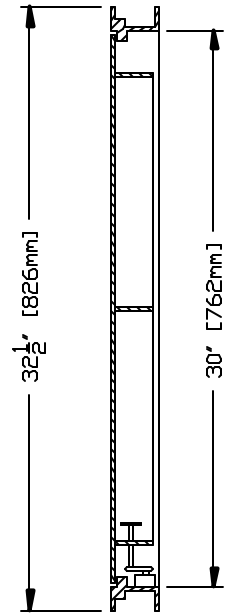
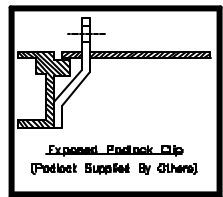


EXPOSED PADLOCK CLIP



STAINLESS STEEL HOLD OPEN ARM



Exposed Padlock Clip
(Product Supplied By Others)

NOTES:

- 1.) STYLE 'LECD' ACCESS HATCH, AS MANUFACTURED BY SYRACUSE CASTINGS, CICERO, NEW YORK, (315-699-2601).
- 2.) MATERIAL SHALL BE 6061-T6 ALUMINUM FOR BARS, ANGLES, AND EXTRUSIONS. 1/4" DIAMOND PLATE SHALL BE 5086 ALUMINUM.
- 3.) UNIT DESIGNED PEDESTRIAN RATED, FOR A MINIMUM LIVE LOAD OF 300 LBS./SQ. FT.
- 4.) ANGLE STYLE FRAME SHALL BE OF EXTRUDED ALUMINUM, WITH A CONTINUOUS 1-1/4" ANCHOR FLANGE.
- 5.) EACH COVER SHALL BE EQUIPPED WITH A STAINLESS STEEL HOLD OPEN ARM. DOOR SHALL LOCK OPEN IN THE 90 DEGREE POSITION. EACH HOLD OPEN ARM SHALL BE FASTENED TO THE FRAME WITH A 1/2" GRADE 316 STAINLESS STEEL BOLT.
- 6.) HINGES SHALL BE OF HEAVY DUTY DESIGN. MATERIAL SHALL BE GRADE 316 STAINLESS STEEL. EACH HINGE SHALL HAVE A 3/8" GRADE 316 STAINLESS STEEL PIN. HINGES SHALL BE BOLTED TO THE ANGLE FRAME AND DIAMOND PLATE WITH GRADE 316 STAINLESS STEEL BOLTS AND NY-LOCK NUTS.
- 7.) EACH HATCH SHALL BE SUPPLIED WITH AN EXPOSED PADLOCK CLIP.
- 8.) EACH COVER SHALL BE EQUIPPED WITH AN ALUMINUM LIFT HANDLE. LIFT HANDLE SHALL BE FLUSH WITH THE TOP OF 1/4" DIAMOND PLATE.
- 9.) ALUMINUM SHALL BE SUPPLIED WITH MILL FINISH.

THIS DOCUMENT IS THE PROPRIETARY PROPERTY OF SYRACUSE CASTINGS. IT HAS BEEN FURNISHED UPON THE CONDITION THAT IT SHALL NOT BE RELEASED, DUPLICATED, USED, OR DISCLOSED IN WHOLE OR IN PART FOR ANY PURPOSE WITHOUT THE EXPRESS WRITTEN PERMISSION OF SYRACUSE CASTINGS AND SHALL BE CONSIDERED CONFIDENTIAL INFORMATION.

LECD-11 Pedestrian Rated 30" x 54"
Double Leaf Aluminum Hatch

DRAWING # LECD-11

Drawn By: TJM DATE: 9/3/09 Revised By: Revised:



Syracuse Castings
Better By Design

P.O. Box 1821
6177 South Bay Rd.
Cicero, N.Y. 13039

Phone # 315-699-2601 Fax # 315-699-2982 www.syracast.com