

NOTES:

1.) STYLE "ECD-HD" ACCESS HATCH, AS MANUFACTURED BY SYRACUSE CASTINGS, CICERO, NY 315-699-2601.

2.) MATERIAL SHALL BE 6061-T6 ALUMINUM FOR BARS, ANGLES, AND EXTRUSIONS. 1/4" DIAMOND PLATE SHALL BE 5086 ALUMINUM.

3.) UNIT DESIGNED HEAVY DUTY, FOR H-20 WHEEL LOADS, WHERE NOT SUBJECT TO HIGH DENSITY TRAFFIC. ANGLE FRAME AND BEARING PLATE MUST BE CAST INTO AND SUPPORTED BY CONCRETE, DESIGNED FOR H-20 LOADING.

4.) ANGLE STYLE FRAME SHALL BE OF EXTRUDED ALUMINUM, WITH A CONTINUOUS 1-1/2" ANCHOR FLANGE.

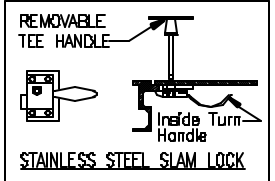
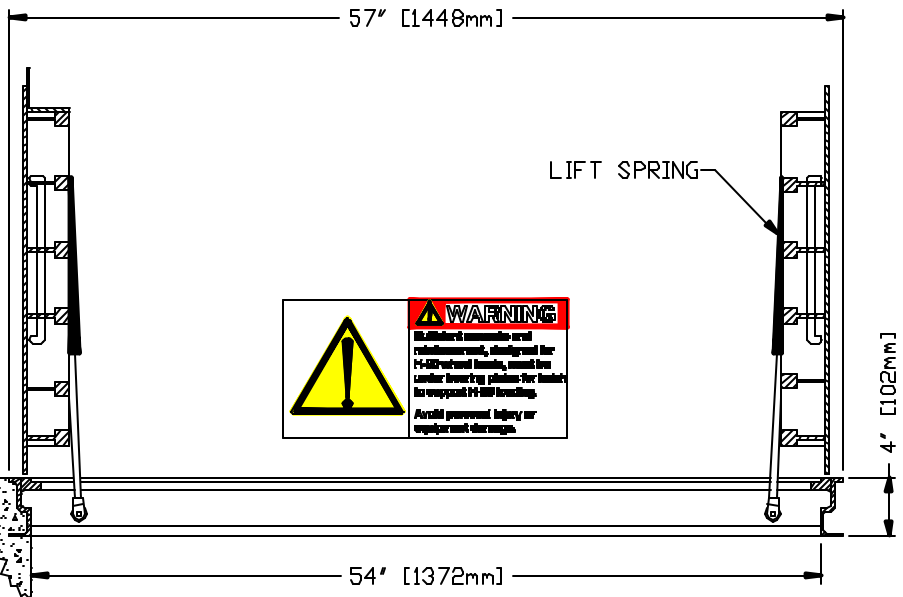
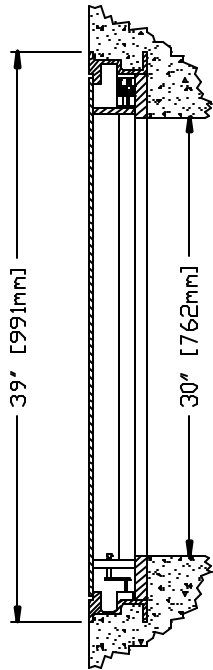
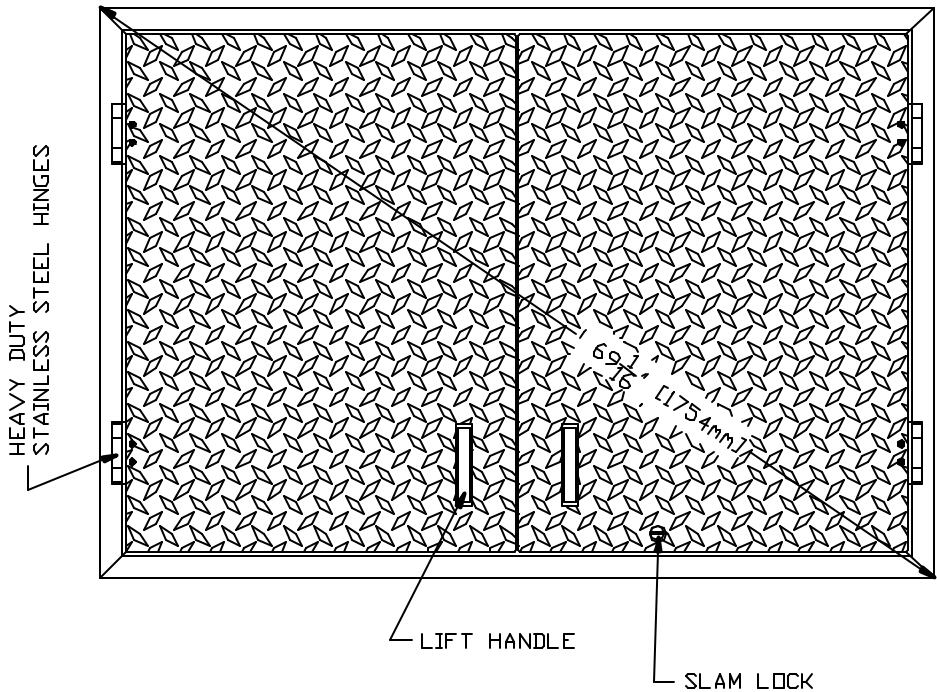
5.) EACH COVER SHALL BE EQUIPPED WITH A STAINLESS STEEL HOLD OPEN ARM. DOOR SHALL LOCK OPEN IN THE 90 DEGREE POSITION. EACH HOLD OPEN ARM SHALL BE FASTENED TO THE FRAME WITH A 1/2" GRADE 316 STAINLESS STEEL BOLT.

6.) HINGES SHALL BE OF HEAVY DUTY DESIGN. MATERIAL SHALL BE GRADE 316 STAINLESS STEEL. EACH HINGE SHALL HAVE A 3/8" GRADE 316 STAINLESS STEEL PIN. HINGES SHALL BE BOLTED TO THE ANGLE FRAME AND DIAMOND PLATE WITH GRADE 316 STAINLESS STEEL BOLTS AND NY-LOCK NUTS.

7.) ALUMINUM SHALL BE SUPPLIED WITH MILL FINISH. EXTERIOR OF FRAME WHICH COMES IN CONTACT WITH CONCRETE SHALL HAVE ONE COAT BLACK PRIMER.

8.) EACH HATCH SHALL BE SUPPLIED WITH A STAINLESS STEEL SLAM LOCK, WITH THE KEY WAY PROTECTED BY A THREADED REMOVABLE PLUG. THE PLUG SHALL BE FLUSH WITH THE TOP OF THE 1/4" DIAMOND PLATE. THE SLAM LOCK SHALL BE FASTENED WITH GRADE 316 STAINLESS STEEL BOLTS AND WASHERS.

9.) EACH COVER SHALL BE EQUIPPED WITH A STAINLESS STEEL LIFT HANDLE. LIFT HANDLES SHALL BE FLUSH WITH TOP OF 1/4" DIAMOND PLATE.



WARNING

Unauthorized modification and reinforcement, designed for H-20 wheel loads, could be under heavy loads for which the original H-20 loading. Avoid personal injury or equipment damage.

THIS DOCUMENT IS THE PROPRIETARY PROPERTY OF SYRACUSE CASTINGS. IT HAS BEEN FURNISHED UPON THE CONDITION THAT IT SHALL NOT BE RELEASED, DUPLICATED, USED, OR DISCLOSED IN WHOLE OR IN PART FOR ANY PURPOSE WITHOUT THE EXPRESS WRITTEN PERMISSION OF SYRACUSE CASTINGS AND SHALL BE CONSIDERED CONFIDENTIAL INFORMATION.

ECD-11HD H-20 Rated 30" x 54"
Double Leaf Aluminum Hatch

DRAWING # EC-11HD

Drawn By: TJM DATE: 9/9/09 Revised By: Revised:

Syracuse Castings
Better By Design

P.O. Box 1821
6177 South Bay Rd.
Cicero, N.Y. 13039

Phone # 315-699-2601 Fax # 315-699-2982 www.syracast.com