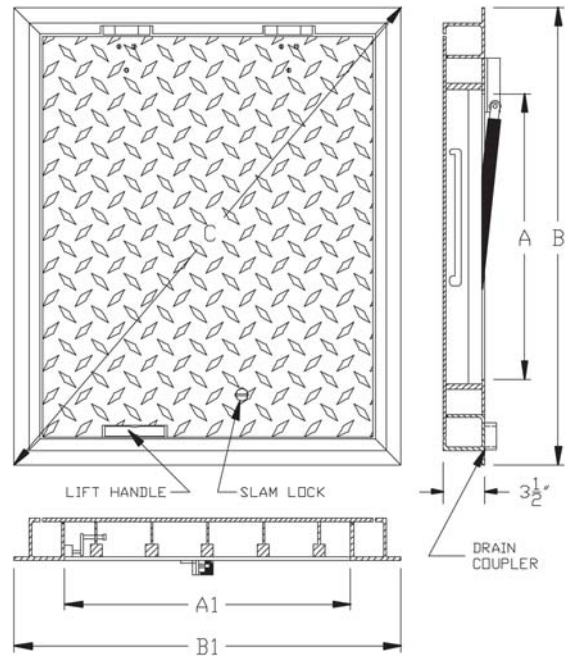


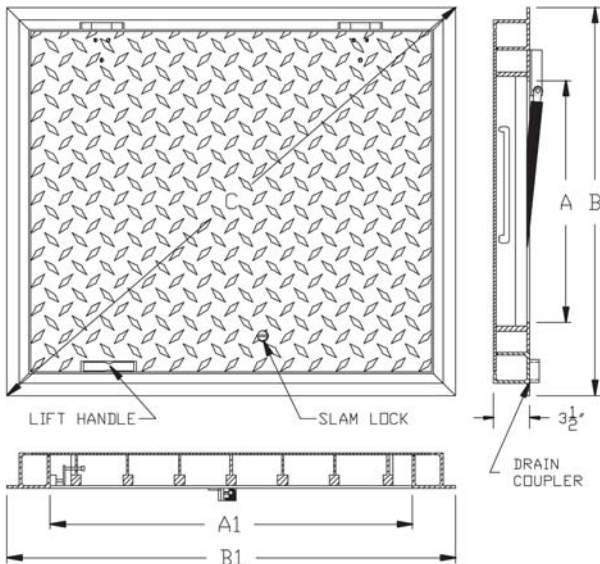


**Channel Style Heavy Duty Aluminum Hatch**  
Model “DT-HD”



**Pattern Number**                      **Dimensions in Inches**

Aluminum	A x A1	B x B1	C
DT-1HD	24 x 24	38 <sup>1</sup> / <sub>2</sub> x 32 <sup>1</sup> / <sub>2</sub>	50 <sup>3</sup> / <sub>8</sub>
DT-4HD	30 x 30	44 <sup>1</sup> / <sub>2</sub> x 38 <sup>1</sup> / <sub>2</sub>	58 <sup>13</sup> / <sub>16</sub>



**Pattern Number**                      **Dimensions in Inches**

Aluminum	A x A1	B x B1	C
DT-2HD	24 x 30	38 <sup>1</sup> / <sub>2</sub> x 38 <sup>1</sup> / <sub>2</sub>	54 <sup>7</sup> / <sub>16</sub>
DT-3HD	24 x 36	38 <sup>1</sup> / <sub>2</sub> x 44 <sup>1</sup> / <sub>2</sub>	58 <sup>13</sup> / <sub>16</sub>
DT-5HD	30 x 36	44 <sup>1</sup> / <sub>2</sub> x 44 <sup>1</sup> / <sub>2</sub>	62 <sup>15</sup> / <sub>16</sub>
DT-6HD	30 x 48	44 <sup>1</sup> / <sub>2</sub> x 56 <sup>1</sup> / <sub>2</sub>	71 <sup>15</sup> / <sub>16</sub>

- H-20 wheel load rated where not subject to high density traffic
- Heavy duty stainless steel pneu-spring
- 1/8" Cushion gasket
- Red stainless steel hold open arm
- Heavy duty stainless steel hinges
- Exterior frame coated with black primer
- Stainless steel lift handle
- Supplied with 1-1/2" threaded drain coupler on underside of channel frame for pipe connection
- Stainless steel slam lock with removable plug
- 1/4" Diamond plate

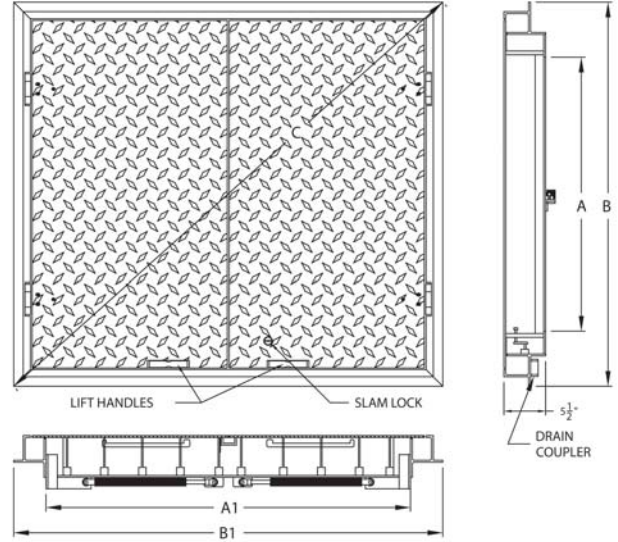
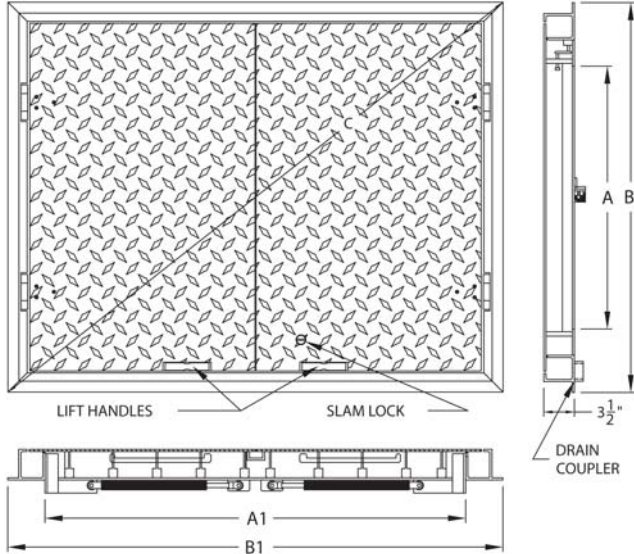
**Options:**

- Rim seal gasket
- Insulated cover
- Additional locking devices
- Cover engraving
- Frame skirt



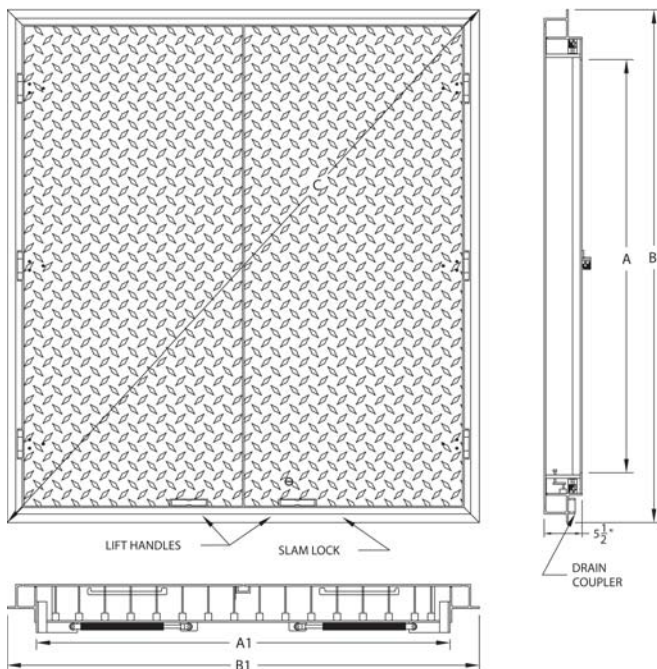


**Channel Style Heavy Duty Aluminum Hatch**  
Model “DTD-HD”



Pattern Number	Dimensions in Inches		
Aluminum	A x A1	B x B1	C
DTD-10HD	30 x 48	44 <sup>1</sup> / <sub>2</sub> x 56 <sup>1</sup> / <sub>2</sub>	71 <sup>15</sup> / <sub>16</sub>
DTD-11HD	30 x 54	44 <sup>1</sup> / <sub>2</sub> x 62 <sup>1</sup> / <sub>2</sub>	76 <sup>3</sup> / <sub>4</sub>

Pattern Number	Dimensions in Inches		
Aluminum	A x A1	B x B1	C
DTD-12HD	36 x 48	50 <sup>1</sup> / <sub>2</sub> x 56 <sup>1</sup> / <sub>2</sub>	75 <sup>3</sup> / <sub>4</sub>
DTD-13HD	36 x 60	50 <sup>1</sup> / <sub>2</sub> x 68 <sup>1</sup> / <sub>2</sub>	85 <sup>1</sup> / <sub>8</sub>
DTD-14HD	42 x 48	56 <sup>1</sup> / <sub>2</sub> x 56 <sup>1</sup> / <sub>2</sub>	79 <sup>7</sup> / <sub>8</sub>
DTD-17HD	48 x 72	62 <sup>1</sup> / <sub>2</sub> x 80 <sup>1</sup> / <sub>2</sub>	101 <sup>15</sup> / <sub>16</sub>
DTD-19HD	48 x 60	62 <sup>1</sup> / <sub>2</sub> x 68 <sup>1</sup> / <sub>2</sub>	92 <sup>3</sup> / <sub>4</sub>



Pattern Number	Dimensions in Inches		
Aluminum	A x A1	B x B1	C
DTD-15HD	48 x 48	62 <sup>1</sup> / <sub>2</sub> x 56 <sup>1</sup> / <sub>2</sub>	84 <sup>1</sup> / <sub>4</sub>
DTD-16HD	48 x 54	62 <sup>1</sup> / <sub>2</sub> x 62 <sup>1</sup> / <sub>2</sub>	88 <sup>3</sup> / <sub>8</sub>
DTD-18HD	60 x 60	74 <sup>1</sup> / <sub>2</sub> x 68 <sup>1</sup> / <sub>2</sub>	101 <sup>3</sup> / <sub>16</sub>
DTD-20HD	60 x 72	74 <sup>1</sup> / <sub>2</sub> x 80 <sup>1</sup> / <sub>2</sub>	109 <sup>11</sup> / <sub>16</sub>