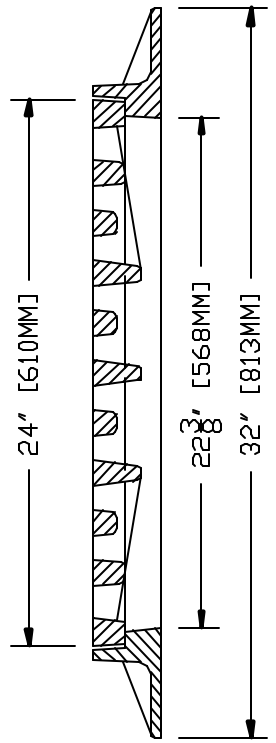
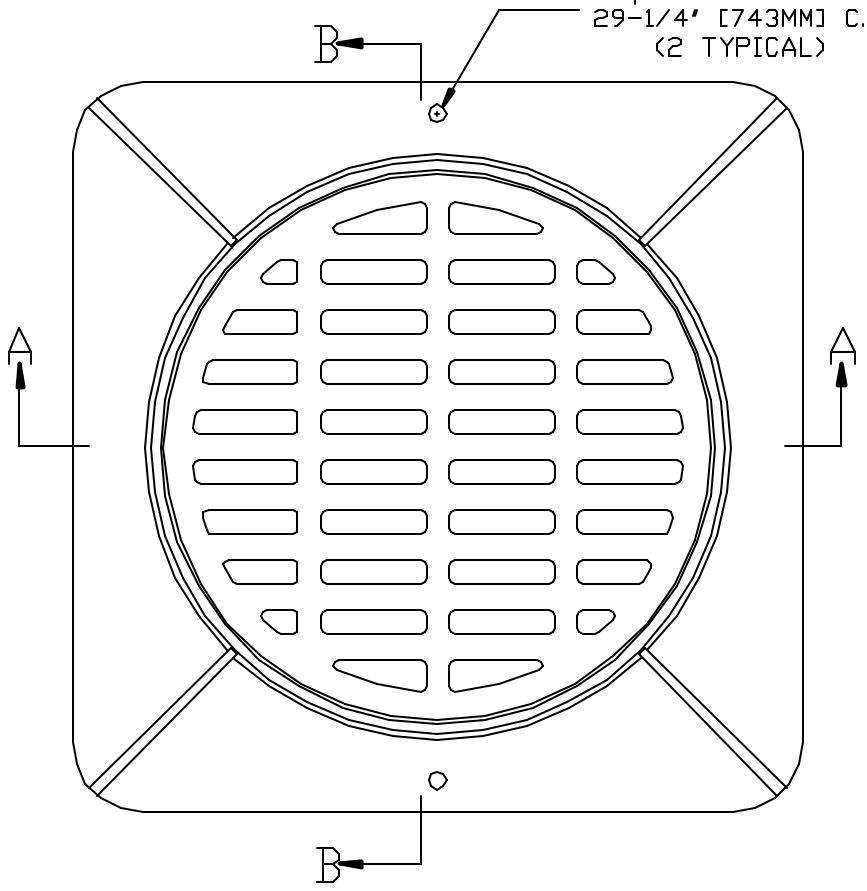
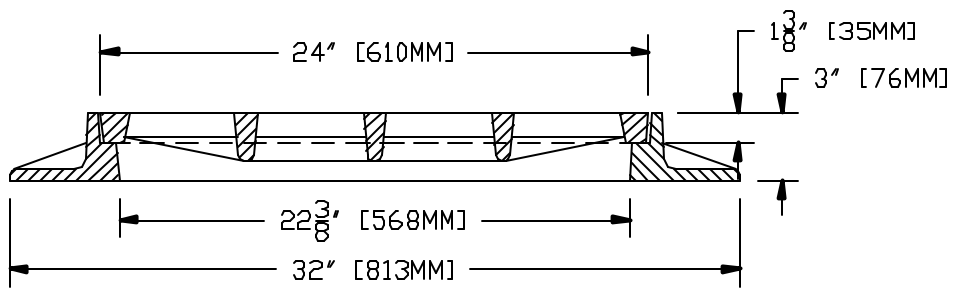


$\frac{3}{4}$ " [Ø19MM] HOLES  
 29-1/4" [743MM] C.C.  
 (2 TYPICAL)



SECTION B - B



SECTION A - A

NOTES:

- 1.) MATERIAL SHALL BE GRAY CAST IRON CONFORMING TO A.S.T.M. A48 (LATEST REVISION) CLASS 30B.
- 2.) UNITS DESIGNED HEAVY DUTY FOR A.A.S.H.T.O. HS20-44 WHEEL LOADS.
- 3.) EACH FRAME AND COVER SHALL HAVE MACHINED HORIZONTAL BEARING SURFACES..

THIS DOCUMENT IS THE PROPRIETARY PROPERTY OF SYRACUSE CASTINGS. IT HAS BEEN FURNISHED UPON THE CONDITION THAT IT SHALL NOT BE RELEASED, DUPLICATED, USED, OR DISCLOSED IN WHOLE OR IN PART FOR ANY PURPOSE WITHOUT THE EXPRESS WRITTEN PERMISSION OF SYRACUSE CASTINGS AND SHALL BE CONSIDERED CONFIDENTIAL INFORMATION.

Pattern 2382A Cast Iron  
 Square Flange Frame & Grate

DRAWING # 1057496C-1182025C

Drawn By: TJM    DATE: 7/20/09    Revised By:    Revised:



**Syracuse Castings**  
*Better By Design*

P.O. Box 1821  
 6177 South Bay Rd.  
 Cicero, N.Y. 13039

Phone # 315-699-2601 Fax # 315-699-2982 www.syracast.com